



TRILENNIUM®  
MULTI-POINT LOCKING SYSTEMS

— NOW FEATURING —



## TRILENNIUM® SMARTKEY® RE-KEY TECHNOLOGY

Now you can re-key your Trilennium® Multi-Point Locking System handset from the door, with SmartKey® Re-Key Technology.

### SMARTKEY RE-KEY TECHNOLOGY FEATURES AND BENEFITS:

- ▶ Increases jobsite security
- ▶ Enables better control of jobsite keys
- ▶ Allows for simple, onsite re-key without the hassle or cost of removing lock from door
- ▶ Adds value to sale, driving upgrade opportunities
- ▶ Delivers added homeowner peace-of-mind
- ▶ BumpGuard Protection: Patented side locking bar technology offers improved protection against lock bumping.



## HOW TO RE-KEY YOUR SMARTKEY® TRILENNIUM® LOCK

### WHAT YOU NEED:



FUNCTIONING KEY\*



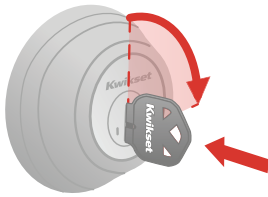
SMARTKEY LEARN TOOL\*



NEW KEY

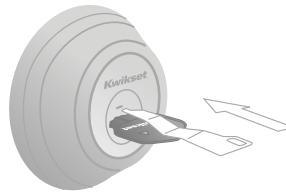
### STEPS:

1



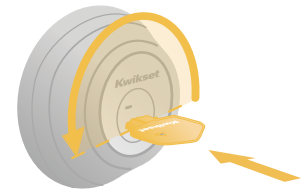
Insert functioning key & turn 1/4 turn clockwise

2



Insert & remove the SmartKey learn tool. Remove functioning key.

3



Insert new key & turn 1/2 turn counter-clockwise. Done. Your lock is now re-keyed!

*\*You must have your functioning key and the learn tool for the system to work.*

## SMARTKEY® RE-KEY TECHNOLOGY PRODUCT OFFERING DETAILS

Cylinders are available in and compatible with Trilennium's Eclipse, Eclipse Grip, Pinnacle and Curved handsets in Satin Nickel, Black, Bright Brass and Victorian Bronze finishes. Individual cylinders are offered in Satin Nickel and Black finishes, with Black being utilized for both Black and Victorian Bronze handsets, and Satin Nickel being used for both Satin Nickel and Brass handsets.

TRILENNIUM HANDSET AVAILABILITY & COMPATIBILITY WITH SMARTKEY				
	Satin Nickel	Victorian Bronze	Bright Brass	Black
Eclipse	✓	✓	✓	✓
Eclipse Grip	✓	✓	✓	✓
Pinnacle	✓	✓	✓	n/a
Rectangular	✗	✗	n/a	✗
Curved	✓	✓	n/a	✓
Horizon	✗	✗	✗	n/a

